



2008 Ronald McDonald House Annual Report

2008 Synopsis

Ronald McDonald House Charities of South Florida

In the early 1980's, a small group of dedicated volunteers, including McDonald's Owners and Operators, set out to build the first Ronald McDonald House in South Florida, which opened on August 15, 1982 on the grounds of Jackson Memorial Medical Center in Downtown Miami. Since then, the 27-bedroom House has provided shelter and solace for more than 21,000 families from around the world. Later, in 1988, Ronald McDonald House Charities (RMHC) of South Florida was established in memory of McDonald's founder Ray A. Kroc, who believed in sharing his good fortune with others.

Almost 15 years later came an opportunity to partner with Broward Health, making it possible to open a second House in South Florida. In May of 2004, the Ronald McDonald House of Fort Lauderdale began helping children and families in Broward and Palm Beach Counties. Over 700 families have benefitted from this addition, and hundreds more will also benefit in years to come. Funding from the House comes from individuals, foundations, corporations, special events, as well as help from local McDonald's restaurants through awareness, promotions and canisters.

In addition to helping children and families in need, RMHC of South Florida is committed to making education a priority. They do this by offering scholarships to local Hispanic and African American students who face limited access to educational and career opportunities. These scholarships provide the young leaders of tomorrow an opportunity to accomplish their goals. Every year, RMHC/HACER and Future Achievers of South Florida award 11 senior students from local high schools a \$2,000 scholarship. Since their inception, the scholarships have contributed almost \$500,000 to local South Florida students.

Also important for RMHC are grant donations to non-profit organizations whose work directly impacts a wide number of children in South Florida. These grants are awarded to benefit children and families in the following areas: Health Care/Medical Research and Educational/Social Responsibility. Since its inception, RMHC of South Florida has awarded over \$4 million dollars to local, not-for-profit organizations that help children and families.

Together with the support of local volunteers, donors, RMHC Staff and the McDonald's Family, we are able to help children live happier, healthier and more productive lives.

Families Miami Fort Lauderdale

Families served	311	212
Occupancy rate	89%	65%
Areas served (FL counties)	42	25
States (not Florida)	25	13
Countries (not U.S.)	18	13
Average stay	19	13

MEALS

Community prepared meals	250	130
--------------------------	-----	-----

VOLUNTEERS

House volunteers	250	115
------------------	-----	-----

Top Florida Counties

Palm Beach
Monroe
St. Lucie
Broward
Osceola

Top 5 Diagnoses

Cardiology
Transplant
Neonatology
Hematology / Oncology
Trauma / Accidents

Ethnicity

Caucasian	33%
Hispanic	48%
African American	15%
Unknown	4%

Countries and Territories

Barbados	Italy
Canada	Jamaica
Cayman Islands	Mexico
Colombia	Peru
Dominican Republic	Spain
Greece	Puerto Rico
Haiti	Russia
Honduras	

Home states of the families served in 2008

Alabama	Michigan
California	North Carolina
Colorado	New York
Georgia	Ohio
Illinois	Rhode Island
Massachusetts	Texas
Maryland	Virginia



Dear Friends,

For over 35 years, Ronald McDonald House Charities of South Florida (RMHC) has been dedicated to the health and well-being of thousands of children. This has been possible thanks to the support and dedication given to us by our board members, staff, volunteers, donors, and of course, the community at large.

Throughout my presidency, I have been privileged to meet and work with individuals that have proven to be friends and supporters of our organization – all of whom work hard with us to make sure that the children of South Florida are taken care of. Looking back on this year's accomplishments, I am proud to have taken part of each and every event that has put a smile on a child's face.

We are happy to bring you this Annual Report so that you may get to know the individuals that have benefitted from the help provided by RMHC. It is a tribute to our achievements, and a tribute to the children that have come through our doors. With your help, we hope to continue to improve the lives of children in need.


On behalf on RMHC of South Florida, I thank everyone who has supported our efforts – by volunteering, preparing meals, or offering financial contributions. For those who may not be part of our family, please consider joining us. We would love to have you come and see "The House that Love Built."

Sincerely,

Jim Booth

Lion's Share Challenge Tennis Tournament

The Gamma Delta chapter of the Alpha Delta Pi Sorority at the University of Miami hosted their third annual Lion's Share Challenge Tennis Tournament at Crandon Park Tennis Center. The girls of ADPi support RMHC year-round by volunteering their time at the House, providing meals to the families and planning fundraising events like the tennis tournament. The 2008 event raised more than \$5,200 for the Miami House.



Golf Tournament at Trump International Golf Club

RMHC hosted its annual Golf Tournament at a new venue, The Trump International Golf Club. More than 110 players participated to support RMHC. Several LPGA players provided golf clinics, including Patricia Baxter-Johnson, Michelle McGann, Judy Dickinson, Lori Winkler and JoAnne Carner. This year, the Golf Tournament raised over \$78,000. Major sponsors included Coca-Cola, Martin Brower and Golden State Foods.



Home for the Holidays and Lighting Ceremony

2008 marked the 5th anniversary of the Home for the Holidays event. The Holiday celebration held at the Ronald McDonald House in Fort Lauderdale raised more than \$42,000 dollars for seriously ill children and their families who were staying at the House. Hundreds of Holiday lights illuminated the front of the House, with each light representing a night's stay for a family with a sick child at the hospital. The night featured an appearance by Ronald McDonald, cocktails, entertainment, a silent auction, tastings from different local restaurants and vendors selling great Holiday gifts. The event was sponsored by Broward Health and Martin Brower.



Twelve Good Men

The 15th annual Twelve Good Men Awards Luncheon was held at the Parrot Jungle on April 10th and was a huge success. There were more than 300 guests in attendance at the event, which honors leading men who have a history of outstanding community involvement, civic service, and participation in one or more of South Florida's charity organizations. The money raised at this luncheon helps fund the annual operation budget for the House That Love Built® in Miami. The 2008 Twelve Good Men event raised \$75,000.


World Children's Day 2008

The 2008 World Children's Day® was very special for the families staying at the Ronald McDonald House in Miami. Angélica Vale, celebrity friend of RMHC, multi-talented actress, singer and comedian, showed her support of World Children's Day by stopping by the Ronald McDonald House in Miami. Angélica spent the morning conducting interviews with the media, doing arts and crafts with the children staying at the house, and joining the families for a delicious McDonald's lunch. With her help, World Children's Day raised more than \$79,000 for the local chapter.




RMHC Donation Boxes at McDonald's

One dime, penny and nickel at a time doesn't seem like much, but when thousands of them are donated, it goes a long way to help children and families in need. The RMHC donation boxes provide excellent visibility for the charity name, making it easy for individuals to spot them and make donations. A full donation box could allow a family to stay at a Ronald McDonald for two nights. Thanks to the kind and generous support of our local community and the local South Florida McDonald's restaurants and Owner Operators, more than \$425,000 was raised in 2008.



World Cup Legend Scores Big with the Children

The Ronald McDonald House of Miami was full of smiles when Missael Espinoza, former Mexican soccer star and spokesperson for the Mexican National Team, visited the House. He spent a fun-filled morning with the kids and families staying at the House. They engaged in activities such as arts and crafts, autograph signing, picture taking, and soccer practice. Espinoza also handed out signed McDonald's soccer balls to each child. Activities like these provide a sense of comfort to children coping with the everyday struggles of their disease.



Holidays around the House

During the Holiday season, the families staying at the House need time to relax and enjoy their time with each other. That's why the House organizers set up activities that the families can enjoy to take their minds off their worries. This year, everyone was invited to see the Winter Nights and Lights at the Miami Seaquarium, where they were playfully splashed by Lolita the whale. Another great activity was the trip to Santa's Enchanted Forest, where both kids and their parents had a great time on the Ferris wheel and many other rides. Finally, the families and their children were pampered with spa services after a Holiday lunch prepared by employees from the Ritz-Carlton Hotel. What a way to celebrate the Holidays!

Adopt-A-Meal

The Adopt-A-Meal Program ensures that the families staying at the Ronald McDonald House have nutritious meals, without taking precious time away from their children. The majority of the families' days are spent at the hospital tending to their sick children. When the families return back to the House from the hospital, they are often too tired to prepare a meal for themselves, and having a cooked meal waiting for them is a much needed treat. In 2008, the outstanding volunteers of the Ronald McDonald House of South Florida served more than 300 meals to families staying at both the Miami and Fort Lauderdale Houses.



Coldwell Banker Residential Real Estate CARES Foundation

Coldwell Banker Residential Real Estate has established the Coldwell Banker Residential Real Estate CARES Foundation, to provide charitable contributions and funding initiatives to a wide array of non-profit organizations. The CARES Foundation chose to support the Ronald McDonald House charities to begin their Florida statewide initiative. Local realtors are making a difference by contributing financially to RMHC fundraising events, donating their time painting the Houses, providing meals to the families and celebrating with kids by having an ice cream party!



RMHC Goes Green One Pop Tab at a Time

The Ronald McDonald House Charities of South Florida combined its ongoing need to raise money and its desire to help the environment by recycling the pop tabs from aluminum cans. RMHC recruited the help of all elementary schools in Miami-Dade and Broward counties by inviting them to join a "tab contest". The winning school was Riverside Elementary School, which collected 324 pounds of pop tabs. The children from the school were honored for their hard work at an awards reception featuring Ronald McDonald and media partner Coast 97.3 FM.

Volunteering at the Houses

The outstanding volunteers are truly the ones that make a difference at the Ronald McDonald House, providing love and cheer to the families. Earth Angels is a volunteer group that offers an escape from the pain, stress and thoughts of dealing with an illness. This group arranges for the families staying at the house to visit local area attractions and shows, such as the Miami MetroZoo, Jungle Island, Butterfly World and Disney on Ice. Hands on Miami is dedicated to improving the lives of residents of South Florida through volunteerism. The Hands on Miami volunteers come to the House every Monday Night to host a game night for the children and families, called "Fun Galore." The HOM volunteers bring their own board games and along with snacks for the families to enjoy. Thanks to them, the families really look forward to Monday Nights!

Scholarship Program

As part of our ongoing commitment to educating youth, RMHC provides scholarships to eligible graduating high school seniors from our community who face limited access to educational and career opportunities. The scholarships are awarded to both Hispanic and African-American students seeking higher education.

HACER

HACER® (Hispanic American Commitment to Educational Resources) was established in Texas in 1985 by a local McDonald's franchisee named Richard Castro, to provide financial assistance to graduating Hispanic high school seniors.

In 2008, HACER of South Florida awarded \$22,000 in scholarships to support the educational goals of 11 outstanding students. These students were selected based on the following criteria: academic achievement, financial need and community involvement. Now in its twelfth year, HACER is one of the most prestigious scholarship programs for Hispanic youth in South Florida.

Future Achievers

Since 1986, Future Achievers and its predecessor scholarship program, Black History Makers of Tomorrow, has awarded more than 7,500 African-American students more than \$3 million dollars nationwide. Locally, Future Achievers has awarded scholarships to 130 graduating African-American high school students over the past 12 years.

In 2008, Future Achievers awarded \$22,000 in scholarships to 11 outstanding students. RMHC/Future Achievers believes in making education a priority and is committed to the future of young professionals in the community. The scholarship provides the young leaders of tomorrow an opportunity to achieve and accomplish their goals. The students are selected based on an extensive review of their academic achievement, financial need and community involvement.



RMHC Gives Back

Swims Foundation

SWIM Central provides ten, 30-minute classes over a two-week period for children to learn basic water safety and swimming skills. Certified water safety instructors that have been trained by SWIM Central teach the curriculum-based program. To date, SWIM central has provided more than 150,000 children with water safety education, and is the only such program in the country. RMHC presented the SWIMS foundation with a check for \$57,600, which provided the funding for an additional 1,800 children to enter the program.

Kids Fitness Festival

The Kids Fitness Festival is one of South Florida's most popular events for children. Over 6,000 children gather at the South Florida Fairgrounds for a two-day festival focused on fitness and fun! The festival provides an opportunity for youngsters to have a hands-on experience and develop personal fitness skills by participating in 40 different sports clinics. RMHC of South Florida presented the Palm Beach County Sports Institute a check for \$20,000 on Friday, July 18, 2008 to help fund the Kids Fitness Festival in Palm Beach.

Education Foundation of Palm Beach County

More than 3,000 students from 70 elementary schools in Palm Beach County took part in the Annual Marathon of the Palm Beaches Weekend. The last 1.2 miles of the full marathon completed by the students is known as the Ronald McDonald House Charities Kids K and Kids Read-n-Run. The marathon events, sponsored with a \$20,000 grant from Ronald McDonald House Charities, educate children on the benefits of living a healthy life through fitness and nutrition.

2008 Grant Recipients

- The Samantha Foundation
- Healthy Mothers, Healthy Babies
- Palm Beach County Sports Institute for "Kids Fitness Festival"
- Horses and Handicapped of South Florida, Inc
- SWIMS Foundation, Inc.
- Young Patronesses of the Opera
- Education Foundation of Palm Beach County
- YMCA of South Palm Beach County
- Broward Health for "What about Me?" program
- Do the Right Thing
- God's Little Acres

**COMBINING STATEMENTS OF FINANCIAL POSITION
DECEMBER 31, 2008 AND 2007**

Independent Auditors' Report

To the Board of Directors
Ronald McDonald House Charities
of South Florida, Inc.
Pompano Beach, Florida

We have audited the accompanying combined statements of financial position of Ronald McDonald House Charities of South Florida, Inc. (the "Organization") as of December 31, 2008 and 2007, and the related combined statements of activity, functional expenses, and cash flows for the years then ended. These financial statements are the responsibility of the Organization's management. Our responsibility is to express an opinion on these financial statements based on our audits.

We conducted our audits in accordance with auditing standards generally accepted in the United States of America. Those standards require that we plan and perform the audits to obtain reasonable assurance about whether the financial statements are free of material misstatement. An audit includes examining, on a test basis, evidence supporting the amounts and disclosures in the financial statements. An audit also includes assessing the accounting principles used and significant estimates made by management, as well as evaluating the overall financial statement presentation. We believe that our audits provide a reasonable basis for our opinion.

In our opinion, the combined financial statements referred to above present fairly, in all material respects, the financial position of Ronald McDonald House Charities of South Florida, Inc. as of December 31, 2008 and 2007, and the results of its operations and its cash flows for the years then ended in conformity with accounting principles generally accepted in the United States of America.



Jupiter, Florida
July 1, 2009



ASSETS

ASSETS	Combined Total		Combined Intercompany Eliminations		RMHC Division	
	2008	2007	2008	2007	2008	2007
Cash and cash equivalents	\$708,099	\$1,015,800	\$0	\$0	\$510,552	\$637,437
Cash-restricted	301,568	274,100			85,197	57,014
Unconditional promises to give, net	30,000	176,100				
Accounts receivable	223,598	173,807			185,010	158,388
Interest receivable	7,379	13,475			7,379	13,475
Prepaid expenses	39,603	21,017			39,603	21,017
Investments	2,479,436	3,222,866			2,373,316	3,053,944
Deposits	4,475	4,475				
Buildings, building improvements, and equipment, at cost, net of accumulated depreciation	2,731,768	2,990,101			19,833	26,833
Loan closing costs, net	2,287	6,207				
Due from affiliate	0	0	(25,150)	(35,000)		
Intercompany	0	0	(519,613)	0		
Assets restricted for permanent endowment	505,518	713,720			5,000	5,000
Total Assets	\$7,033,731	\$8,611,668	(\$544,763)	(\$35,000)	\$3,225,890	\$3,973,108

LIABILITIES & NET ASSETS

LIABILITIES						
Accounts payable and accrued expenses	\$107,725	\$62,861	(\$25,150)	(\$35,000)	\$108,404	\$54,483
Intercompany	0	0	(519,613)	0	306,614	0
Grants payable	5,000	22,500			5,000	22,500
Loans payable	0	0				
Notes payable	870,204	1,046,574				
Total Liabilities	982,929	1,131,935	(544,763)	(35,000)	420,018	76,983
COMMITMENTS						
NET ASSETS						
Unrestricted	5,224,450	6,477,882			\$2,696,409	\$3,825,080
Temporarily restricted	320,834	288,131			\$104,463	\$66,045
Permanently restricted	505,518	713,720			\$5,000	\$5,000
Total Net Assets	6,050,802	7,479,733	0	0	2,805,872	3,896,125
Total Liabilities and Net Assets	\$7,033,731	\$8,611,668	(\$544,763)	(\$35,000)	\$3,225,890	\$3,973,108

ASSETS	Ronald McDonald House - Miami Division		Ronald McDonald House - Ft. Lauderdale Division	
	2008	2007	2008	2007
Cash and cash equivalents	\$162,346	\$359,777	\$35,201	\$18,586
Cash-restricted	216,371	217,086		
Unconditional promises to give, net	0	171,100	30,000	5,000
Accounts receivable	27,082	11,218	11,506	4,201
Interest receivable				
Prepaid expenses				
Investments	106,120	168,922		
Deposits	2,200	2,200	2,275	2,275
Buildings, building improvements, and equipment, at cost, net of accumulated depreciation	847,779	970,336	1,864,156	1,992,932
Loan closing costs, net			2,287	6,207
Due from affiliate	12,575	22,500	12,575	12,500
Intercompany	519,613	0		
Assets restricted for permanent endowment	500,518	708,720		
Total Assets	\$2,394,604	\$2,631,859	\$1,958,000	\$2,041,701
LIABILITIES AND NET ASSETS				
LIABILITIES				
Accounts payable and accrued expenses	\$12,902	\$18,459	\$11,569	\$24,919
Intercompany			212,999	0
Grants payable				
Loans payable				
Notes payable			870,204	1,046,574
Total Liabilities	12,902	18,459	1,094,772	1,071,493
COMMITMENTS				
NET ASSETS				
Unrestricted	\$1,664,813	\$1,687,594	\$863,228	\$965,208
Temporarily restricted	\$216,371	\$217,086	\$0	\$5,000
Permanently restricted	\$500,518	\$708,720		
Total Net Assets	2,381,702	2,613,400	863,228	970,208
Total Liabilities and Net Assets	\$2,394,604	\$2,631,859	\$1,958,000	\$2,041,701

Statement of Financial Position & Activities

COMBINING STATEMENTS OF ACTIVITY DECEMBER 31, 2008 AND 2007

UNRESTRICTED NET ASSETS

	Combined Total		Combined Intercompany Eliminations		RMHC Division	
	2008	2007	2008	2007	2008	2007
UNRESTRICTED NET ASSETS						
Public Support and Revenue						
Gross proceeds from special fund-raising events	\$277,773	\$233,094	\$0	\$0	\$134,615	\$78,479
Less direct benefit costs	(129,456)	(103,529)			(76,497)	(36,053)
Net proceeds from special fund-raising events	148,317	129,565			58,118	42,426
Donations	1,289,755	1,163,730	(358,237)	(511,102)	751,968	617,724
Guest donations	83,453	60,818				
Investment (loss) return	(1,079,993)	166,938			(1,099,504)	206,451
Other	39,791	12,582	0	0		
	481,323	1,533,633	(358,237)	(511,102)	(289,418)	866,601
Net Assets Released from Restrictions						
Restrictions satisfied by payments	27,249	34,525	0	0	21,000	26,000
Total Public Support and Revenue	508,572	1,568,158	(358,237)	(511,102)	(268,418)	892,601
EXPENSES						
Program Services	1,161,647	1,094,571	(206,237)	(361,352)	\$350,847	\$492,829
Supporting Services						
Management and general	225,983	179,271			\$56,169	\$67,022
Fund-raising	253,951	233,935	(152,000)	(149,750)	\$332,814	\$313,366
Unallocated payments to RMHC National	120,423	109,397			120,423	109,397
Total Supporting Services	600,357	522,603	(152,000)	(149,750)	509,406	489,785
Total Expenses	1,762,004	1,617,174	(358,237)	(511,102)	860,253	982,614
CHANGE IN UNRESTRICTED NET ASSETS	(1,253,432)	(49,016)	0	0	(1,128,671)	(90,013)
UNRESTRICTED NET ASSETS, JANUARY 1	6,477,882	6,526,898	0	0	3,825,080	3,915,093
UNRESTRICTED NET ASSETS, DECEMBER 31	\$5,224,450	\$6,477,882	\$0	\$0	\$2,696,409	\$3,825,080

	Ronald McDonald House - Miami Division		Ronald McDonald House - Ft. Lauderdale Division	
	2008	2007	2008	2007
UNRESTRICTED NET ASSETS				
Public Support and Revenue				
Gross proceeds from special fund-raising events	\$91,636	\$95,205	\$51,522	\$59,410
Less direct benefit costs	(38,271)	(55,654)	(14,688)	(11,822)
Net proceeds from special fund-raising events	53,365	39,551	36,834	47,588
Donations	421,262	470,325	474,762	586,783
Guest donations	71,392	41,351	12,061	19,467
Investment return (loss)	19,511	(39,608)	0	95
Other	32,050	2,862	7,741	9,720
	597,580	514,481	531,398	663,653
Net Assets Released from Restrictions				
Restrictions satisfied by payments or use	1,249	525	5,000	8,000
Total Public Support and Revenue	598,829	515,006	536,398	671,653
EXPENSES				
Program Services	\$510,477	435,184	\$506,560	\$527,910
Supporting Services				
Management and general	\$73,061	\$43,891	\$96,753	\$68,358
Fund-raising	\$38,072	\$30,658	\$35,065	\$39,661
Unallocated payments to RMHC National				
Total Supporting Services	111,133	74,549	131,818	108,019
Total Expenses	621,610	509,733	638,378	635,929
CHANGES IN UNRESTRICTED NET ASSETS	(22,781)	5,273	(101,980)	35,724
UNRESTRICTED NET ASSETS, JANUARY 1	1,687,594	1,682,321	965,208	929,484
UNRESTRICTED NET ASSETS, DECEMBER 31	\$1,664,813	\$1,687,594	\$863,228	\$965,208

Statement of Financial Position & Activities

COMBINING STATEMENTS OF ACTIVITY - Continued DECEMBER 31, 2008 AND 2007

TEMPORARILY RESTRICTED

	Combined Total		Combined Intercompany Eliminations		RMHC Division	
	2008	2007	2008	2007	2008	2007
TEMPORARILY RESTRICTED NET ASSETS						
Public Support and Revenue						
Contributions	\$10,000	\$21,201	\$0	\$0	\$10,000	\$21,101
Special events	\$48,450	\$0			48,450	0
Investment return	1,502	2,785			968	1,908
Net assets released from restrictions	(27,249)	(34,525)			(21,000)	(26,000)
CHANGE IN TEMPORARILY RESTRICTED NET ASSETS	32,703	(10,539)	0	0	38,418	(2,991)
TEMPORARILY RESTRICTED NET ASSETS, JANUARY 1	288,131	298,670	0	0	66,045	69,036
TEMPORARILY RESTRICTED NET ASSETS, DECEMBER 31	\$320,834	\$288,131	\$0	\$0	\$104,463	\$66,045

	Ronald McDonald House - Miami Division		Ronald McDonald House - Ft. Lauderdale Division	
	2008	2007	2008	2007
TEMPORARILY RESTRICTED NET ASSETS				
Public Support and Revenue				
Contributions	\$0	\$0	\$0	\$100
Special events				
Investment return	534	877		
Net assets released from restrictions	(1,249)	(525)	(5,000)	(8,000)
CHANGES IN TEMPORARILY RESTRICTED NET ASSETS	(715)	352	(5,000)	(7,900)
TEMPORARILY RESTRICTED NET ASSETS, JANUARY 1	217,086	216,734	5,000	12,900
TEMPORARILY RESTRICTED NET ASSETS, DECEMBER 31	\$216,371	\$217,086	\$0	\$5,000

PERMANENTLY RESTRICTED

	Combined Total		Combined Intercompany Eliminations		RMHC Division	
	2008	2007	2008	2007	2008	2007
PERMANENTLY RESTRICTED NET ASSETS						
Public Support and Revenue						
Investment (loss) return	(\$208,202)	\$72,069	\$0	\$0	\$0	\$0
CHANGE IN PERMANENTLY RESTRICTED NET ASSETS	(\$208,202)	\$72,069	0	0	0	0
PERMANENTLY RESTRICTED NET ASSETS, JANUARY 1	713,720	641,651	0	0	5,000	5,000
PERMANENTLY RESTRICTED NET ASSETS, DECEMBER 31	\$505,518	\$713,720	\$0	\$0	\$5,000	\$5,000

	Ronald McDonald House - Miami Division		Ronald McDonald House - Ft. Lauderdale Division	
	2008	2007	2008	2007
PERMANENTLY RESTRICTED NET ASSETS				
Public Support and Revenue				
Investment (loss) return	(\$208,202)	\$72,069	\$0	\$0
CHANGES IN PERMANENTLY RESTRICTED NET ASSETS	(\$208,202)	\$72,069	\$0	0
PERMANENTLY RESTRICTED NET ASSETS, JANUARY 1	708,720	636,651	0	0
PERMANENTLY RESTRICTED NET ASSETS, DECEMBER 31	\$500,518	\$708,720	\$0	\$0

Statement of Financial Position & Activities

COMBINING STATEMENTS OF PROGRAM SERVICE EXPENSES DECEMBER 31, 2008 AND 2007

PROGRAM SERVICES

	Combined Total		Combined Intercompany Eliminations		RMHC Division	
	2008	2007	2008	2007	2008	2007
Program Services						
Salaries and related expenses	\$179,212	\$175,520	\$0	\$0	\$3,848	\$3,945
Rent expense	104,148	100,240				
Repairs and maintenance	82,548	58,100				
Insurance	50,884	54,078			3,815	3,631
Utilities	144,981	127,528				
Travel and entertainment fees	2,732	0			2,133	0
Supplies	131,207	84,077				
Office expense	7,309	1,633			2,164	0
Promotion	12,297	0			3,062	0
Chapter grants	129,588	123,900	(109,936)	(271,251)	239,524	395,151
Contributions	0	1	(96,301)	(90,101)	96,301	90,102
Interest expense	40,035	74,736				
Miscellaneous	9,135	27,544				
Total Expenses before Depreciation	894,076	827,357	(206,237)	(361,352)	350,847	492,829
Depreciation and amortization	267,571	267,214				
Total Expenses	\$1,161,647	\$1,094,571	(\$206,237)	(\$361,352)	\$350,847	\$492,829

	Ronald McDonald House - Miami Division		Ronald McDonald House - Ft. Lauderdale Division	
	2008	2007	2008	2007
Program Services				
Salaries and related expenses	\$65,428	\$62,488	\$109,936	\$109,087
Rent expense	42,054	40,535	62,094	59,705
Repairs and maintenance	60,089	37,323	22,459	20,777
Insurance	20,111	26,379	26,958	24,068
Utilities	93,129	78,555	51,852	48,973
Travel and entertainment fees	248	0	351	0
Supplies	82,863	34,632	48,344	49,445
Office expense	3,933	348	1,212	1,285
Promotion	9,235	0		
Chapter grants				
Contributions				
Interest expense			40,035	74,736
Miscellaneous	5,975	27,544	3,160	0
Total Expenses before Depreciation	383,065	307,804	366,401	388,076
Depreciation and amortization	127,412	127,380	140,159	139,834
Total Expenses	\$510,477	\$435,184	\$506,560	\$527,910

MANAGEMENT AND GENERAL EXPENSES

	Combined Total		Combined Intercompany Eliminations		RMHC Division	
	2008	2007	2008	2007	2008	2007
Management and General						
Salaries and related expenses	\$69,973	\$35,865	\$0	\$0	\$5,608	\$5,918
Rent expense	26,332	23,864				
Repairs and maintenance	2,710	1,745				
Insurance	771	908				
Utilities	2,900	2,495				
Professional fees	62,339	49,697			21,799	17,981
Travel and entertainment fees	8,515	15,346			4,895	10,534
Office expense	13,322	9,997			335	5,739
Promotion	4,851	1,485				
Loss on disposal of assets	4,047	74			0	0
Investment fees	15,409	20,897			15,206	19,399
Interest expense	367	685				
Miscellaneous	2,844	4,614			1,326	451
Total Expenses before Depreciation	214,380	167,672	0	0	49,169	60,022
Depreciation and amortization	11,603	11,599			7,000	7,000
Total Expenses	\$225,983	\$179,271	\$0	\$0	\$56,169	\$67,022

Statement of Financial Position & Activities

COMBINING STATEMENTS OF PROGRAM SERVICE EXPENSES - Continued DECEMBER 31, 2008 AND 2007

MANAGEMENT AND GENERAL EXPENSES (Continued)

	Ronald McDonald House - Miami Division		Ronald McDonald House - Ft. Lauderdale Division	
	2008	2007	2008	2007
Management and General				
Salaries and related expenses	\$31,201	\$6,100	\$33,164	\$23,847
Rent expense	1,953	423	24,379	23,441
Repairs and maintenance	2,504	1,555	206	190
Insurance	524	687	247	221
Utilities	2,425	2,046	475	449
Professional fees	15,270	18,815	25,270	12,901
Travel and entertainment fees	1,715	2,881	1,905	1,931
Office expense	10,198	3,170	2,789	1,088
Promotion			4,851	1,485
Loss on disposal of assets	3,585	74	462	0
Investment fees	203	1,498		
Interest expense			367	685
Miscellaneous	165	3,325	1,353	838
Total Expenses before Depreciation	69,743	40,574	95,468	67,076
Depreciation and amortization	3,318	3,317	1,285	1,282
Total Expenses	\$73,061	\$43,891	\$96,753	\$68,358

FUND-RAISING

	Combined Total		Combined Intercompany Eliminations		RMHC Division	
	2008	2007	2008	2007	2008	2007
Fund-Raising						
Salaries and related expenses	\$89,126	\$85,427	\$0	\$0	\$28,256	\$29,590
Rent expense	1,729	1,663				
Repairs and maintenance	206	190				
Insurance	561	634				
Utilities	1,930	1,676				
Travel and entertainment fees	2,000	0			1,964	
Office expense	5,300	2,624			4,704	0
Promotion	4,804	22,920	(152,000)	(149,750)	156,355	171,253
Advertising	36,000	36,000			36,000	36,000
Canister expense	104,762	76,523			104,762	76,523
Interest expense	367	685				
Miscellaneous	3,890	2,321	0	0	773	0
Total Expenses before Depreciation	250,675	230,663	(\$152,000)	(\$149,750)	332,814	313,366
Depreciation and amortization	3,276	3,272				
Total Expenses	\$253,951	\$233,935	(\$152,000)	(\$149,750)	\$332,814	\$313,366

	Ronald McDonald House - Miami Division		Ronald McDonald House - Ft. Lauderdale Division	
	2008	2007	2008	2007
Fund-Raising				
Salaries and related expenses	\$32,362	\$24,327	\$28,508	\$31,510
Rent expense	1,541	1,482	188	181
Repairs and maintenance			206	190
Insurance	314	413	247	221
Utilities	1,455	1,227	475	449
Travel and entertainment fees	36	0		
Office expense	126	1,219	470	1,405
Promotion			449	1,417
Canister expense				
Advertising				
Interest expense			367	685
Miscellaneous	247	0	2,870	2,321
Total Expenses before Depreciation	36,081	28,668	33,780	38,379
Depreciation and amortization	1,991	1,990	1,285	1,282
Total Expenses	\$38,072	\$30,658	\$35,065	\$39,661

Statement of Financial Position & Activities

COMBINING STATEMENTS OF CASH FLOWS DECEMBER 31, 2008 AND 2007

CASH FLOW

	Combined Total		Combined Intercompany Eliminations		RMHC Division	
	2008	2007	2008	2007	2008	2007
CASH FLOWS FROM OPERATING ACTIVITIES						
Changes in net assets	(\$1,428,931)	\$12,514	\$0	\$0	(\$1,090,253)	(\$93,004)
Adjustments to reconcile changes in net assets to net cash provided by (used in) operating activities						
Depreciation and amortization	282,450	282,085			7,000	7,001
In-kind contributions of property and equipment	(7,656)	(13,228)				
Loss on disposal of assets	4,047	73			0	0
Realized and unrealized loss (gain) on investments	1,413,037	(80,404)			1,204,959	(78,620)
Change in operating assets and liabilities						
Restricted cash	(27,468)	3,307			(28,183)	3,659
Unconditional promises to give	146,100	(163,200)				
Accounts receivable	(49,791)	27,363	0	0	(26,622)	24,798
Interest receivable	6,096	(172)			6,096	(2,566)
Loans receivable	0	0	0	(50,000)	0	50,000
Prepaid expenses	(18,586)	(14,458)			(18,586)	(14,458)
Due from affiliate	0	0	(9,850)	5,450		
Accounts payable and accrued expenses	44,864	2,654	9,850	(5,450)	53,921	(9,048)
Intercompany	0	0			306,614	0
Grants payable	(17,500)	22,500			(17,500)	22,500
Net Cash (Used in) Provided by Operating Activities	346,662	79,034	0	(50,000)	397,446	(89,738)
CASH FLOWS FROM INVESTING ACTIVITIES						
Proceeds from the sale of investments	1,842,346	4,485,479			1,466,953	3,405,676
Purchase of property and equipment	(16,588)	(3,951)			0	0
Purchase of investments	(2,303,751)	(4,546,060)			(1,991,284)	(3,401,234)
Net Cash Provided by (Used in) Investing Activities	(477,993)	(64,532)	0	0	(524,331)	4,442
CASH FLOWS FROM FINANCING ACTIVITIES						
Proceeds from loans payable	0	0	0	(100,000)		
Reduction in loans payable (converted to grant)	0	0	0	150,000		
Repayment of notes payable	(176,370)	(212,687)				
Net Cash (Used in) Provided by Financing Activities	(176,370)	(212,687)	0	50,000	0	0
NET DECREASE IN CASH AND CASH EQUIVALENTS	(307,701)	(198,185)	0	0	(126,885)	(85,296)
CASH AND CASH EQUIVALENTS, JANUARY 1	1,015,800	1,213,985	0	0	637,437	722,733
CASH AND CASH EQUIVALENTS, DECEMBER 31	\$708,099	\$1,015,800	\$0	\$0	\$510,552	\$637,437

	Ronald McDonald House - Miami Division		Ronald McDonald House - Ft. Lauderdale Division	
	2008	2007	2008	2007
CASH FLOWS FROM OPERATING ACTIVITIES				
Changes in net assets	(\$231,698)	\$77,694	(\$106,980)	\$27,824
Adjustments to reconcile changes in net assets to net cash provided by (used in) operating activities				
Depreciation and amortization	132,722	132,687	142,728	142,397
In-kind contributions of property and equipment	(4,656)	(13,228)	(3,000)	0
Loss on disposal of assets	3,585	73	462	
Realized and unrealized loss (gain) on investments	208,078	(1,784)		
Change in operating assets and liabilities				
Restricted cash	715	(352)		
Unconditional promises to give	171,100	(171,100)	(25,000)	7,900
Accounts receivable	(15,864)	(538)	(7,305)	3,821
Interest receivable	0	2,394		
Loans receivable				
Prepaid expenses				
Due from affiliate	9,925	(5,225)	(75)	(225)
Accounts payable and accrued expenses	(5,557)	6,783	(13,350)	9,651
Intercompany	(519,613)		212,999	
Grants payable				
Net Cash (Used In) Provided by Operating Activities	(251,263)	27,404	200,479	191,368
CASH FLOWS FROM INVESTING ACTIVITIES				
Proceeds from the sale of investments	375,393	1,079,803		
Purchase of property and equipment	(9,094)	0	(7,494)	(3,951)
Purchase of investments	(312,467)	(1,144,826)		
Net Cash Provided by (Used in) Investing Activities	53,832	(65,023)	(7,494)	(3,951)
CASH FLOWS FROM FINANCING ACTIVITIES				
Proceeds from loans payable			0	100,000
Reduction in loans payable (converted to grant)			0	(150,000)
Repayment of notes payable			(176,370)	(212,687)
Net Cash Used in Financing Activities	0	0	(176,370)	(262,687)
NET (DECREASE) INCREASE IN CASH AND CASH EQUIVALENTS	(197,431)	(37,619)	16,615	(75,270)
CASH AND CASH EQUIVALENTS, JANUARY 1	359,777	397,396	18,586	93,856
CASH AND CASH EQUIVALENTS, DECEMBER 31	\$162,346	\$359,777	\$35,201	\$18,586

Statement of Financial Position & Activities

NOTES TO COMBINED FINANCIAL STATEMENTS DECEMBER 31, 2008 AND 2007

NOTE 1

Nature and Purpose of the Organization

Ronald McDonald House Charities of South Florida, Inc. (the "Organization") is a not-for-profit corporation chartered in the State of Florida. The Organization oversees the operation of two Ronald McDonald Houses located in Miami and Ft. Lauderdale. The Ronald McDonald Houses provide temporary residential facilities to the families of seriously ill children receiving medical treatment at nearby hospitals. The Houses are located on the grounds of the Jackson Memorial Medical Center in Miami and the Chris Evert Children's Hospital at Broward General Medical Center in Ft. Lauderdale.

The Organization also provides grants to other local and national charities benefiting children. These grants are enhanced with funds from the National Ronald McDonald House Charities Organization.

NOTE 2

Summary of Significant Accounting Policies

Basis of Accounting

The combined financial statements of the Organization have been prepared on the accrual basis of accounting and accordingly, reflect all significant receivables, payables, and other liabilities.

Basis of Presentation

Financial statement presentation follows the recommendations of the Financial Accounting Standards Board in its Statement of Financial Accounting Standards (SFAS) No. 117, "Financial Statements of Not-for-Profit Organizations." Under SFAS No. 117, the Organization is required to report information regarding its financial position and activities according to three classes of net assets: unrestricted net assets, temporarily restricted net assets, and permanently restricted net assets.

Unrestricted Net Assets – not subject to donor-imposed restrictions. Unrestricted net assets may be designated for specific purposes by the actions of the Board of Directors.

Temporarily Restricted Net Assets – subject to donorimposed stipulations that may be fulfilled by the actions of the Board of Directors or become unrestricted at the date specified by the donor.

Permanently Restricted Net Assets – subject to donorimposed stipulations that are to be maintained permanently.

Business Combination

The combined financial statements include the accounts of the following divisions.

RMHC Division - organized to raise funds to support local Ronald McDonald Houses and local and national charities benefiting children.

Ronald McDonald Houses

Miami Division - Miami, FL

Ft. Lauderdale Division – Ft. Lauderdale, FL

All significant interdivisional transactions have been eliminated.

Revenue and Expense Recognition

Revenue from contributions and fund-raising events is recorded when cash is received or an unconditional promise to give is made. In-kind contributions are recognized as income when the donated asset is actually received. Expenses are recorded when incurred.

Cash and Cash Equivalents

Cash and cash equivalents include checking, savings, and money market mutual funds maintained at several financial institutions. Accounts at these institutions are insured by the Federal Deposit Insurance Corporation up to \$250,000.

Valuation of Investments in Securities at Fair Value

The Organization adopted the provisions of SFAS No. 157, "Fair Value Measurements" (SFAS No. 157), effective January 1, 2008. Under SFAS No. 157, fair value is defined as the price that would be received to sell an asset or paid to transfer a liability (i.e., the "exit price") in an orderly transaction between market participants at the measurement date.

SFAS No. 157 establishes a fair value hierarchy for inputs used in measuring fair value that maximizes the use of observable inputs and minimizes the use of unobservable inputs by requiring that the most observable inputs be used when available. Observable inputs are those that market participants would use in pricing the asset or liability based on market data obtained from sources independent of the Organization. Unobservable inputs reflect the Organization's assumption about the inputs market participants would use in pricing the asset or liability developed based on the best information available in the circumstances.

The fair value hierarchy is categorized into three levels based on the inputs as follows:

Level 1 – Valuations based on unadjusted quoted prices in active markets for identical assets or liabilities that the Organization has the ability to access. Valuation adjustments and block discounts are not applied to Level 1 securities. Since valuations are based on quoted prices that are readily and regularly available in an active market, valuation of these securities does not entail a significant degree of judgment.

Statement of Financial Position & Activities

Level 2 – Valuations based on quoted prices in markets that are not active or for which all significant inputs are observable, either directly or indirectly.

Level 3 – Valuation based on inputs that are unobservable and significant to the overall fair value measurement.

Building, Improvements, Equipment, and Depreciation

Buildings, building improvements and equipment are recorded at cost, if purchased, or at fair value at time of donation, if contributed. They are depreciated on the straight-line method over their estimated useful lives ranging from three to 39 years.

Major replacements and betterments of buildings, building improvements and equipment are capitalized while repairs and minor replacements are charged to operations.

Contributed property is recorded at its estimated fair market value at the date of the contribution. These contributions are reported as unrestricted support unless the donor has restricted the donated asset to a specific purpose. Assets donated with explicit restrictions regarding their use and contributions of cash that must be used to acquire property and equipment are reported as restricted support. Absent donor stipulations regarding how long those donated assets must be maintained, the Organization reports expirations of donor restrictions when the donated or acquired assets are placed in service as instructed by the donor. The Organization reclassifies temporarily restricted net assets to unrestricted net assets at that time.

Use of Estimates

The preparation of the combined financial statements in conformity with accounting principles generally accepted in the United States of America requires management to make estimates and assumptions that affect the amounts reported in the combined financial statements and accompanying notes. Actual results could differ from those estimates.

Contributions and Promises to Give

All contributions are considered to be available for unrestricted use unless specifically restricted by the donor. Amounts received that are designated for future periods or restricted by the donor for specific purposes are reported as temporarily restricted or permanently restricted support that increases those net asset classes. When a temporary restriction expires, temporarily restricted net assets are reclassified to unrestricted net assets and reported in the statements of activity as net assets released from restrictions.

Unconditional promises to give that are expected to be collected within one year are recorded at net realizable value. Unconditional promises to give that are expected to be collected in future years are

recorded at the present value of their estimated future cash flows. The discounts on those amounts are computed using riskfree interest rates applicable to the years in which the promises are received. Amortization of the discounts is included in contribution revenue. Conditional promises to give are not included as support until the conditions are substantially met.

Unconditional promise to give restricted to future periods before unamortized discount	December 31,	
	2008	2007
Capital campaign	30,000	171,100
Bequests	30,000	176,100
Unconditional Promises to Give, Net	30,000	176,100
Amounts due in Less than one year	\$30,000	\$176,100

Management has determined that the unconditional promises to give are fully collectible; therefore, no allowance for uncollectible accounts is considered necessary at December 31, 2008 and 2007.

Contributed Services and Materials

A substantial number of unpaid volunteers have made significant contributions of their time in the Organization's program services and in its fund-raising activities. No amounts have been recognized in the statements of activity because the criteria for recognition has not been satisfied.

The Organization receives donations of advertising materials and food, paper products, cleaning products, and other miscellaneous supplies for use by the House residents. Donated materials are recorded as revenue and expense in the accompanying statements of activity at fair market value on the date of receipt. Donated materials and services were charged to the following expenses under "advertising", "utilities", "repairs and maintenance", and "supplies" under program services on the statements of functional expenses.

	Year Ended December 31,	
	2008	2007
Ft. Lauderdale	\$62,310	\$62,676
Miami House	118,993	46,071
\$	\$181,303	\$108,747

Income Taxes

The Organization is exempt from federal income tax under Section 501(c)(3) of the Internal Revenue Code. Accordingly, no provision for income taxes is made in the financial statements.

On December 30, 2008, the FASB Staff issued FASB Staff Position [FSP] FIN 48-3, "Effective Date of FASB Interpretation No. 48 for Certain Nonpublic Enterprises." As deferred by the guidance in FSP FIN 48-3, the Organization is not required to implement the provisions of FIN 48 until fiscal years beginning after December 15, 2008. As such, the Organization has not implemented those provisions in the 2008 financial statements.

Since the provisions of FIN 48 have not been implemented in accounting for uncertain tax positions, the Organization continues to utilize its prior policy of accounting for these positions, following the guidance in SFAS No. 5, "Accounting for Contingencies." Disclosure is not required of a loss contingency involving an unasserted claim or assessment when there has been no manifestation by a potential claimant of an awareness of a possible claim or assessment unless it is considered probable that a claim will be asserted and there is a reasonable possibility that the outcome will be unfavorable. Using that guidance, as of December 31, 2008, the Organization has no uncertain tax positions that qualify for either recognition or disclosure in the financial statements.

Advertising

The Organization expenses advertising costs as they are incurred.

NOTE 3 Investments

Investments are stated at fair value and have been categorized based upon a fair value hierarchy, in accordance with SFAS No. 157 (see Note 2). All investments held at December 31, 2008 are considered Level 1 instruments, and are summarized as follows:

	December 31,	
	2008	2007
Unrestricted	\$221,565	\$203,827
U.S. Treasury Notes	600,188	734,205
Corporate Debt Securities	1,551,563	2,115,912
Equity Securities	103,876	166,771
Mutual Funds	2,244	2,151
Limited Partnerships	\$2,479,436	\$3,222,866
Permanently Restricted		
Cash	\$41,634	\$28,517
U.S. Treasury Notes	285,938	468,955
Corporate Bonds	162,668	170,448
Equity Securities	15,278	30,266
Mutual Fund	0	15,534
	\$505,518	\$713,720

Statement of Financial Position & Activities

The following schedule summarizes the investment return and its classification in the statements of activity.

	Years Ended December 31,		
	2008		
	Unrestricted	Restricted	Total
Interest income	\$67,615	\$1,502	\$69,117
Dividend income	57,227		57,227
Realized & unrealized (losses) gains	(1,204,835)	(208,202)	(1,413,037)
Total Investment Return	\$(1,079,993)	\$(206,700)	\$(1,286,693)
	2007		
	Unrestricted	Restricted	Total
Interest income	\$79,401	\$2,785	\$82,186
Dividend income	79,202		79,202
Realized & unrealized (losses) gains	8,335	72,069	80,404
Total Investment Return	\$166,938	\$74,854	241,792

NOTE 4 Buildings and Equipment

	December 31,	
	2008	2007
Miami House and improvements	\$2,236,542	\$2,235,119
Ft. Lauderdale House & improvements	2,061,089	2,061,089
Furniture and equipment	559,607	567,192
Vehicles	62,253	62,253
	4,919,491	4,925,653
Accumulated depreciation	2,187,723	1,935,552
	\$2,731,768	\$2,990,101

NOTE 5 Notes Payable

	December 31,	
	2008	2007
Bank note, payable in monthly fixed principal payments of \$5,536 plus interest at LIBOR plus 1.5% (1.95% and 6.13% at December 31, 2008 and 2007, respectively); secured by the Ronald McDonald House in Ft. Lauderdale; due August 2009	\$870,204	\$1,046,57

NOTE 6 Land Leases

In May 1979, the Organization entered into a lease agreement with the Public Health Trust of Dade County Florida to lease land for 30 years with a renewal option for an additional 30 years. This option was exercised in May 2009. The Organization constructed the Miami Ronald McDonald House on

this property. Compensation paid under the lease and its renewal is \$1 per year. The Organization records rent at its net realizable value estimated by management to be \$44,035 and \$42,342 for the years ended December 31, 2008 and 2007, respectively.

Effective April 15, 2001, the Organization entered into a lease agreement with North Broward Hospital District to lease certain real property and improvements in Ft. Lauderdale for a term of 50 years. These premises are used by the Organization to operate the Ronald McDonald House in Broward County. The lease expires April 14, 2051. The annual rental for the property is \$1 plus any insurance and maintenance. The Organization records rent at its net realizable value estimated by management to be \$86,660 and \$83,327 for the years ended December 31, 2008 and 2007, respectively.

NOTE 7
Temporarily Restricted Net Assets

Temporarily restricted net assets are available for the following purposes or periods.

	December 31,	
	2008	2007
RMH –Miami		
House operations	\$216,371	\$ 217,086
RMH – Ft. Lauderdale		
2008	0	5,000
RMHC Division		
All American Basketball, Special Event	48,450	0
Hispanic Student Scholarship Program	56,013	66,045
	\$320,834	\$288,131
During the years ended December 31, 2008 and 2007, net assets were released from donor restrictions as follows:		
	2008	2007
RMH - Miami		
Capital improvements – J. Kroc bequest	\$1,249	\$525
RMH – Ft. Lauderdale		
Time restrictions satisfied	5,000	8,000
RMHC Division		
Hispanic Student Scholarship Program	21,000	26,000
	\$27,249	\$34,525

NOTE 8
Permanently Restricted Net Assets

Permanently restricted net assets consist primarily of an endowment fund which requires the principal to be held in perpetuity for the benefit of the Ronald McDonald House in Miami. Income from the endowment fund may be used for operating expenses of the House.

NOTE 9
Concentration of Credit Risk

The Organization maintains demand deposit accounts with several high quality financial institutions. At December 31, 2008, cash deposits in excess of insured amounts totaled \$379,539.

NOTE 10
Commitments – National Ronald McDonald House Charities

As part of a national affiliation agreement, the Organization is obligated to remit 25% of certain monetary contributions received, net of normal and customary fund-raising expenses, to the National Ronald McDonald House Charities Organization. The National Organization may, upon notice to Ronald McDonald House Charities of South Florida, change the remittance percentage.

During 2008 and 2007, the Organization’s expense to the National Organization was \$120,423 and \$109,397, respectively. At December 31, 2008 and 2007, Ronald McDonald House Charities of South Florida had \$21,456 and \$15,893, respectively, payable to the National Organization and \$87,377 and \$79,733, respectively, receivable from the World Children’s Day promotion.

NOTE 11
Reclassifications

Certain amounts in the 2007 financial statements have been reclassified to conform to the current year’s presentation. These reclassifications had no effect on prior year changes in net assets.

Independent Auditors’ Report on Supplementary Information

To the Board of Directors
Ronald McDonald House Charities of South Florida, Inc.
Pompano Beach, Florida

Our report on our audits of the basic combined financial statements of Ronald McDonald House Charities of South Florida, Inc. as of December 31, 2008 and 2007 appears on page 2. Those audits were conducted for the purpose of forming an opinion on the basic combined financial statements taken as a whole. The supplementary information is presented for purposes of additional analysis and is not a required part of the basic combined financial statements. Such information has been subjected to the auditing procedures applied in the audits of the combined basic financial statements and, in our opinion, is fairly stated in all material respects in relation to the combined basic financial statements taken as a whole.

Angela Balaban LLP

Jupiter, Florida
July 1, 2009

Ronald McDonald House Charities of South Florida
Board Members 2009-2010

Chairman

Jim Booth
President • McDonald’s Owner Operator

Alex Rodriguez
Vice President • McDonald’s Owner Operator

Roger Upchurch
Treasurer • McDonald’s Owner Operator

Trustees

Dan Ashlin,
President Ronald McDonald House of Fort Lauderdale

Joan Baucom,
McDonald’s Owner Operator

Mike Castillo, Account Director
Fahlgren / Max

Leslie Pantin
President
Pantin / Beber Silverstein

Eric Peterson, Esq.

Roselina Rodriguez
McDonald’s Owner Operator

Bonnie Weiss
McDonald’s Corporation





www.RMHCSouthFLorida.org
1-877-RMHC-735 (764-2735)



Ronald McDonald House of Miami
1145 NW 14th Terrace • Miami, Florida 33136
Phone: 305-324-5683 • Fax: 305-324-5689

Ronald McDonald House of Fort Lauderdale
15 SE 15th Street • Fort Lauderdale, Florida 33316
Phone: 954-828-1822 • Fax: 954-828-1824